

Care Guide

Enteral ISOSAF Home and Oral SPU syringes may be cleaned and reused for up to 14 days (if washed up to 6 times each day). If a syringe is to be reused, clean **IMMEDIATELY** after each administration. Separate the components of the syringe. Clean thoroughly using fresh, warm soapy water, (domestic washing-up liquid), then allow to air dry.

Enteral ISOSAF Home syringes and Oral SPU syringes may also be cleaned as above plus (components separated)

- Immersion in cold sterilising solution (see solution manufacturer's instructions). N.B. Immersion should NOT be permanent between uses.
- Enteral ISOSAF Home syringes and Oral SPU syringes may be cleaned using a domestic dishwasher and standard dishwasher detergent up to 14 times.

Warning

- DO NOT autoclave any Enteral ISOSAF Home syringe or Oral SPU syringe.
- REPLACE the dispenser if:
 - a. There is any visible damage to barrel or tip
 - b. The dose markings are no longer clear
 - c. The plunger seal is damaged
 - d. It becomes difficult to operate.



Instructions for storage & cleaning

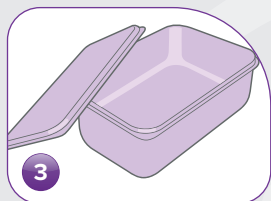
Please read over these instructions before use. If in doubt please consult your professional healthcare advisor.



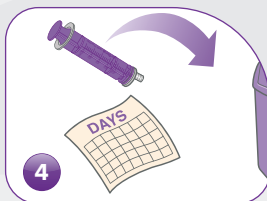
1 Remove the syringe plunger from the syringe barrel. Wash both components thoroughly in hand-hot soapy water using washing up liquid. Pay particular attention to removing any trace of feed or medication from crevices or corners.



2 Rinse thoroughly under cold running tap water to remove all traces of the soapy water. Inspect each item carefully to confirm that all traces of feed or medication have been removed.



3 Shake any residual water off the syringe components and then allow to air dry. Do not re-assemble wet components. Once dry, re-assemble the syringe and store in a clean dry container with a lid.



4 The syringe may be cleaned and re-used for up to 84 plunger movements.

Enteral ISOSAF Home and Oral SPU syringes are intended for use and re-use by one person and may be cleaned and re-used for up to 84 plunger movements.

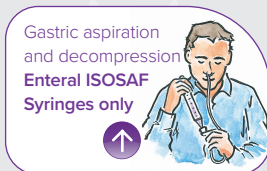
Traces of feed or medication that are allowed to dry and harden onto the syringe might not be removed by cleaning. For this reason, if a syringe is to be re-used, it **must** be cleaned **immediately** after use.

Precautions:

- Do not use the syringe if there is any visible damage to either the plunger or barrel.
- Discard the syringe if the dose markings on the side are no longer clear and easy to read.



Administration of medication/ feed and/or flushing



Gastric aspiration and decompression
Enteral ISOSAF Syringes only

